

Report MA 04

By Linda-Merete Antonsen

<http://www.antlindesign.no>

<http://lindaantonsen.wordpress.com>

Link to assignment for webpage:

<http://designhistory.space>

Introduction

For the MA 4 I have designed a website for Design History. This assignment has included project management and development, developing interactive graphic design, and conceptual development. Finally, it has resulted in a website which I am satisfied with.

Interpretation of the task

In this task, I had to create a website for Design History. By adopting idea development techniques, I can come up with good ideas. Also by using several other good working methods will help me in the work. Some examples are brainstorming maps, good research, sketching and make a plan for composition and layout.

Strategic Design (concept and target group)

I wanted the website to be interesting and eye-catching, but yet, slate simple, elegant and easy to navigate. The colors in the header and footer should make interest. The photos should be shown in galleries.

I wanted the colors to set the theme and style for this website.

I worked a lot with the layout and tried to make the website “speak to the people”. Thinking that I would use the colors in the photos for all that its worth.

The target group for the website is mainly graphic design students which are interested in buildings, creative art, design, urban places, cultural places and both local, national and international design. So basically, that means a very big group of people in different ages, genders, ethnic groups and different stages in life.

But the main group will be graphic design students aged 25-45, with an interest in art, design and typography.

Research and work process

Creative methods

I've spent a lot of time to collect my thoughts, ideas and researching internet pages and books for inspiration. I made a brain map and sketches of layouts, designs, wireframes etc. Then I found a hosting service called Hostinger and made myself a domain. Then I created a timeline in Adobe Illustrator before I start using Adobe Muse to create the webpage.

I wanted the webpage to be easy to navigate, manageable, minimalistic, user-friendly, stylish and contain brief but important information.

So I researched the internet to see other webpages with design history information. I found out that it was mainly other student's assignment webpages and Wikipedia pages.

It took much work, effort, trying and failing to make the finished webpage.

Inspiration methods

I've had a bit of research on google, google images, other student's webpages, study textbooks and I also benefited greatly from Moodle and the forums.

I have spent much time reading textbooks, on google, seen movies on Lynda.com and on YouTube. I also tried to speak to friends and family if they had any tips or ideas.

Analysis

I have worked hard on this task. There was a lot of thinking, sketching and hard work that resulted in this webpage. Maybe I could have done even more research, but I feel like I've done a good job and I am happy with the result.

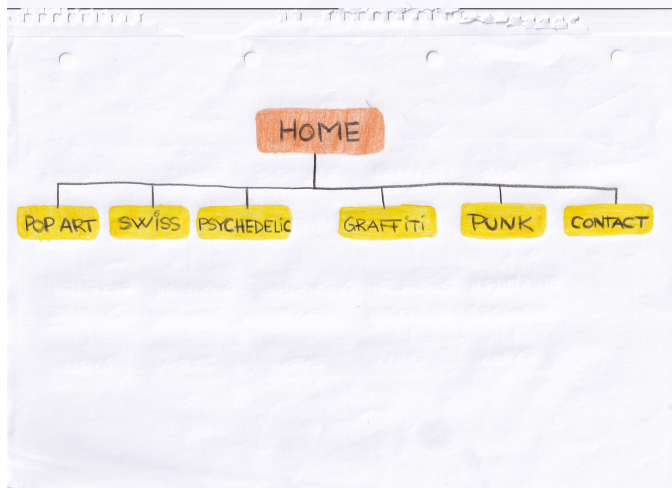

Working with this webpage design was a bit difficult. I had problems using Adobe Dreamweaver. So I used Adobe Muse instead because I feel I have more understanding for that program and can design better webpage designs in Muse.

In addition, I had less time than planned with the task due to periods of sick children and that I have been ill for a while myself.

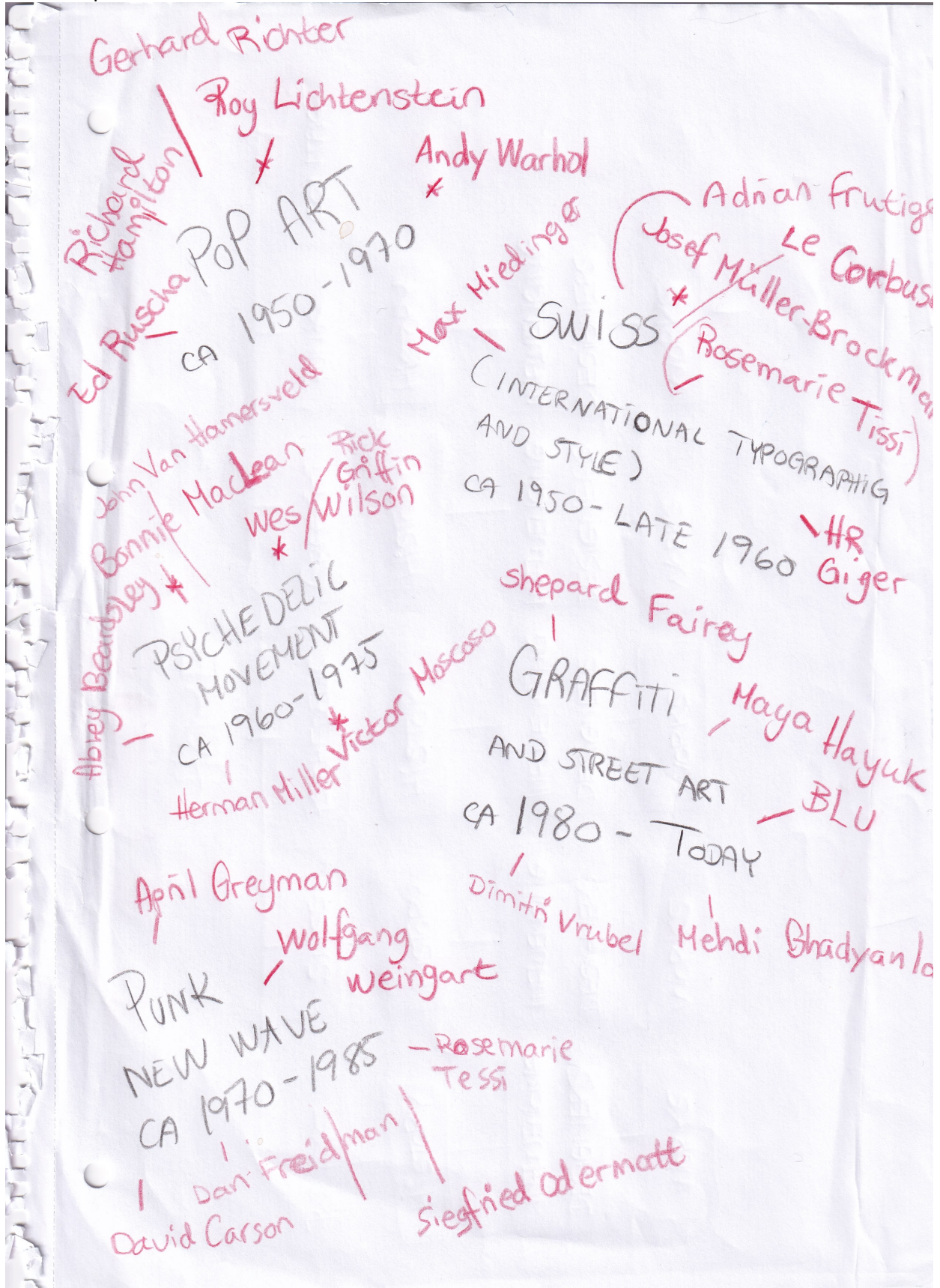
I had to really twist my brain to make it work. But all in all, I am very pleased with the final result.

Sketches – scanned idea development and digital sketches

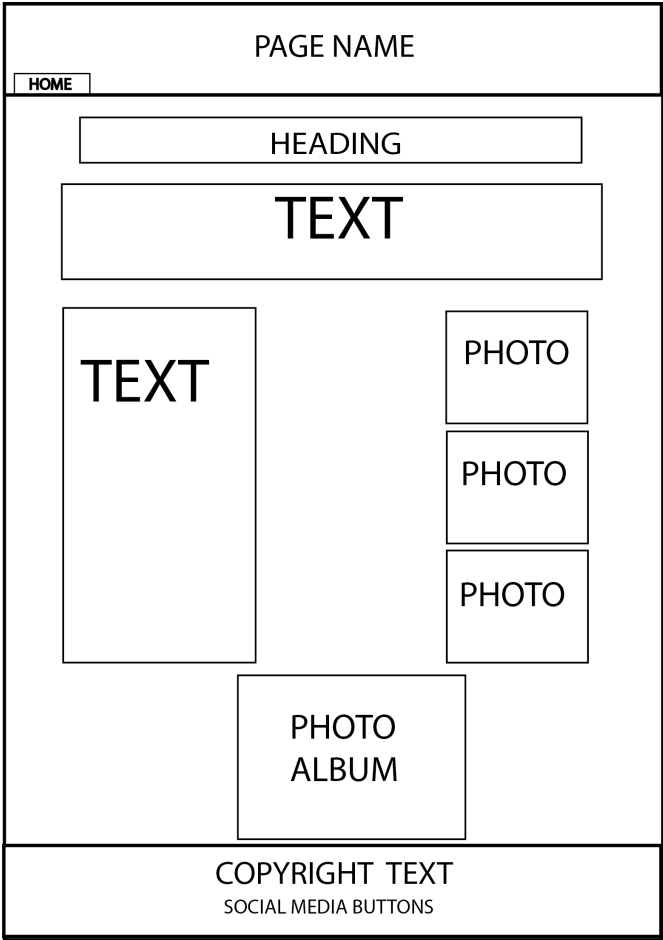

Sitemap –



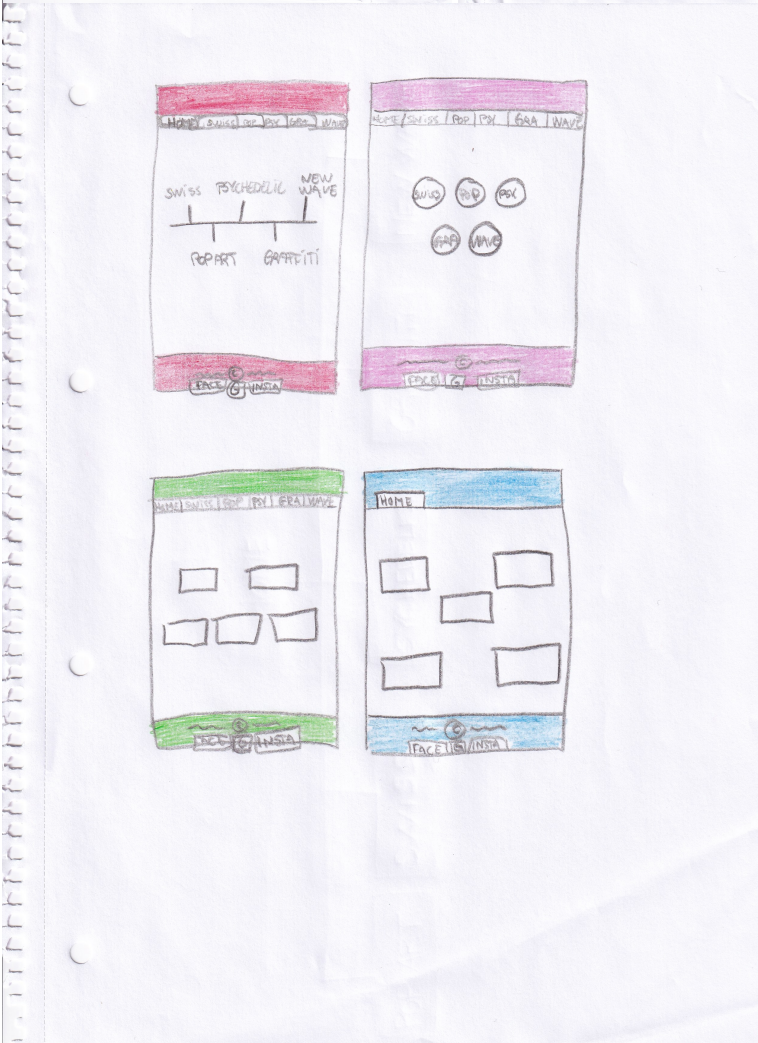

Mind map -



Wireframe/digital sketches –



Handmade sketches –



DESIGN HISTORY

HOME

POP ART

SWISS

PSYCHEDELIC

GRAFFITI

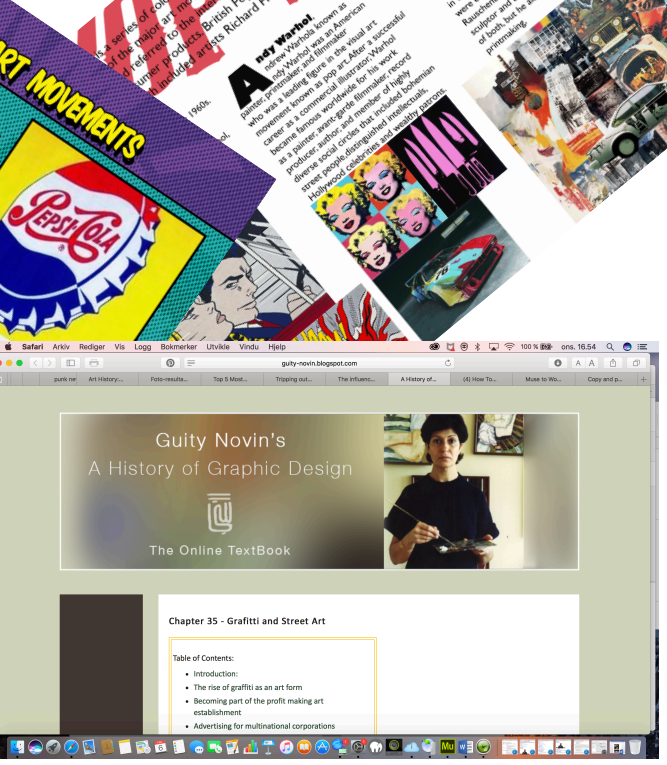


NEW WAVE

COPYRIGHT 2019 © LINDA HERETE ANTONSEN

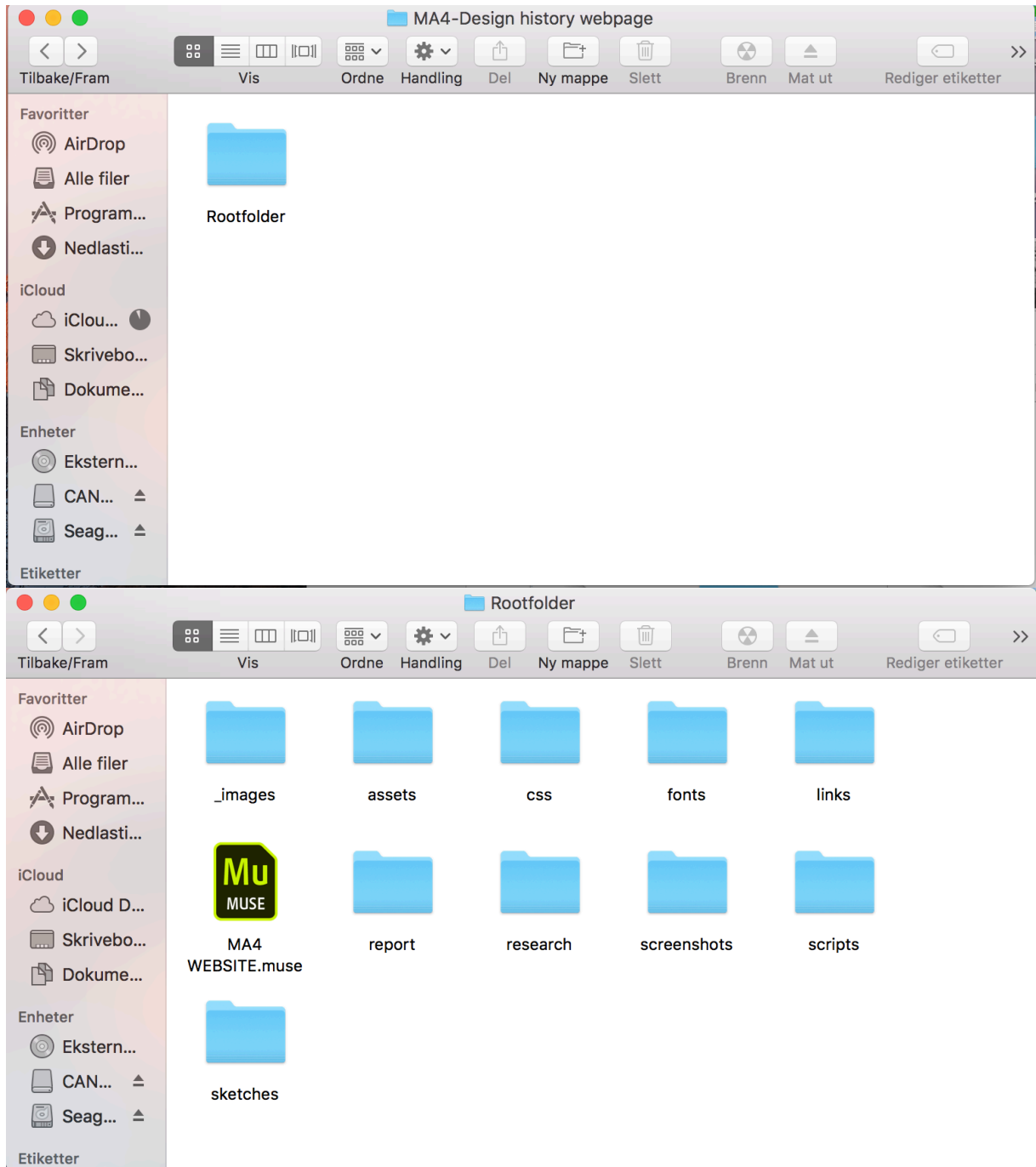
FACEBOOK

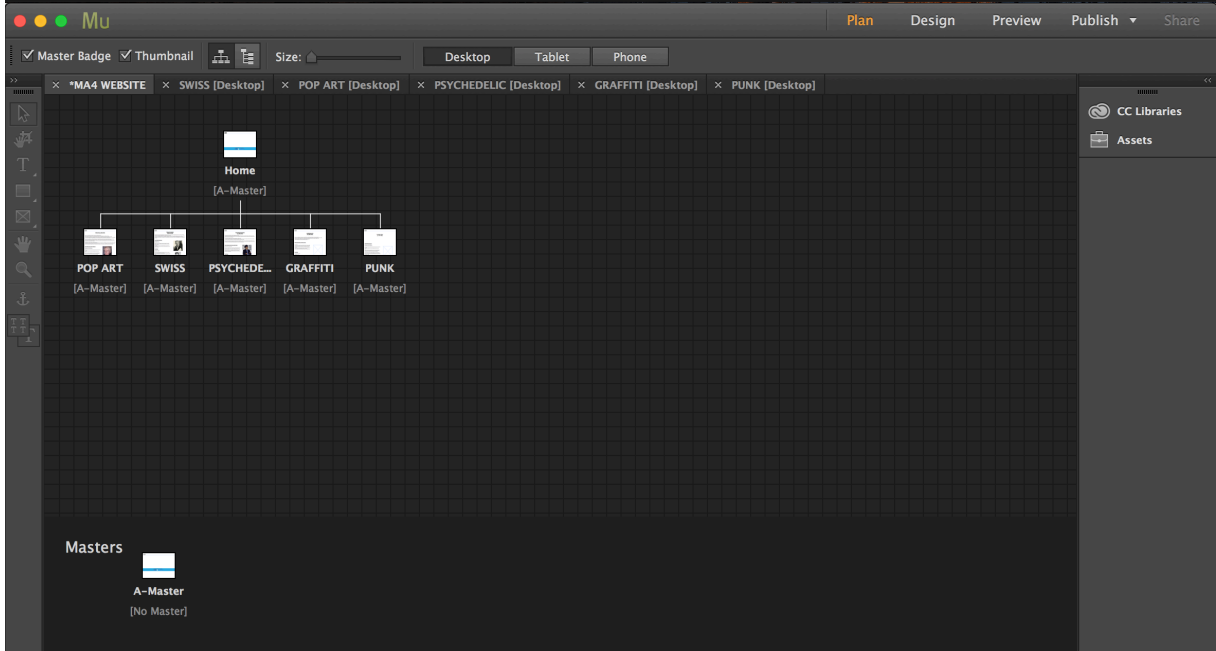
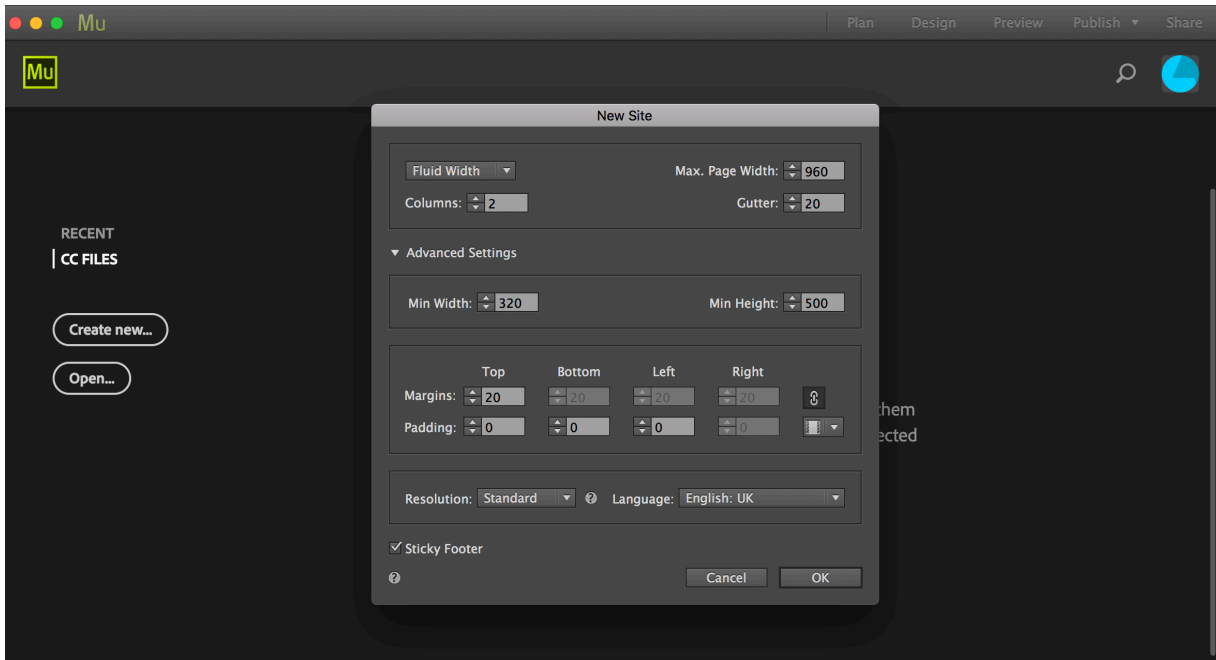
GT

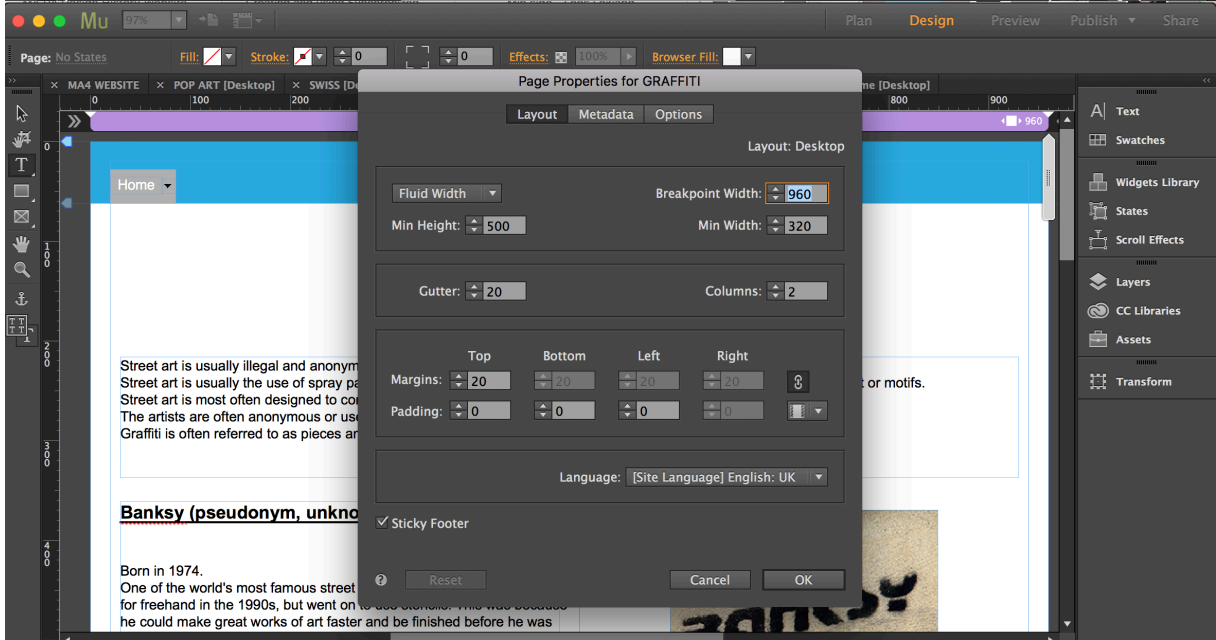
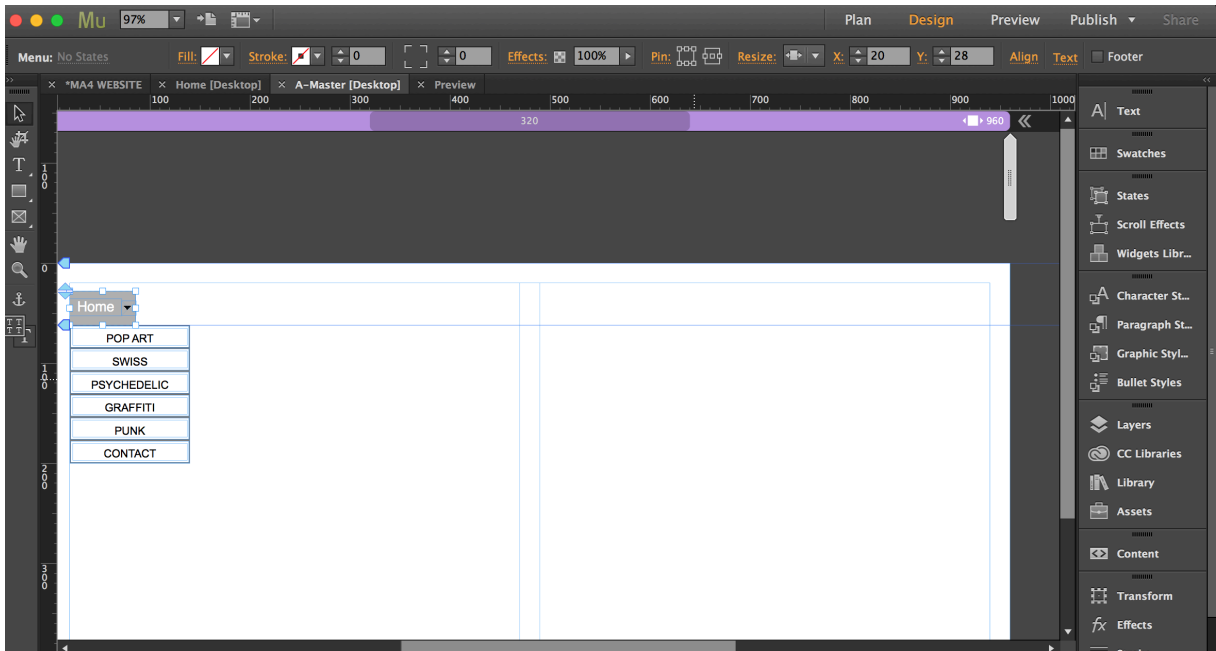
INSTAGRAM

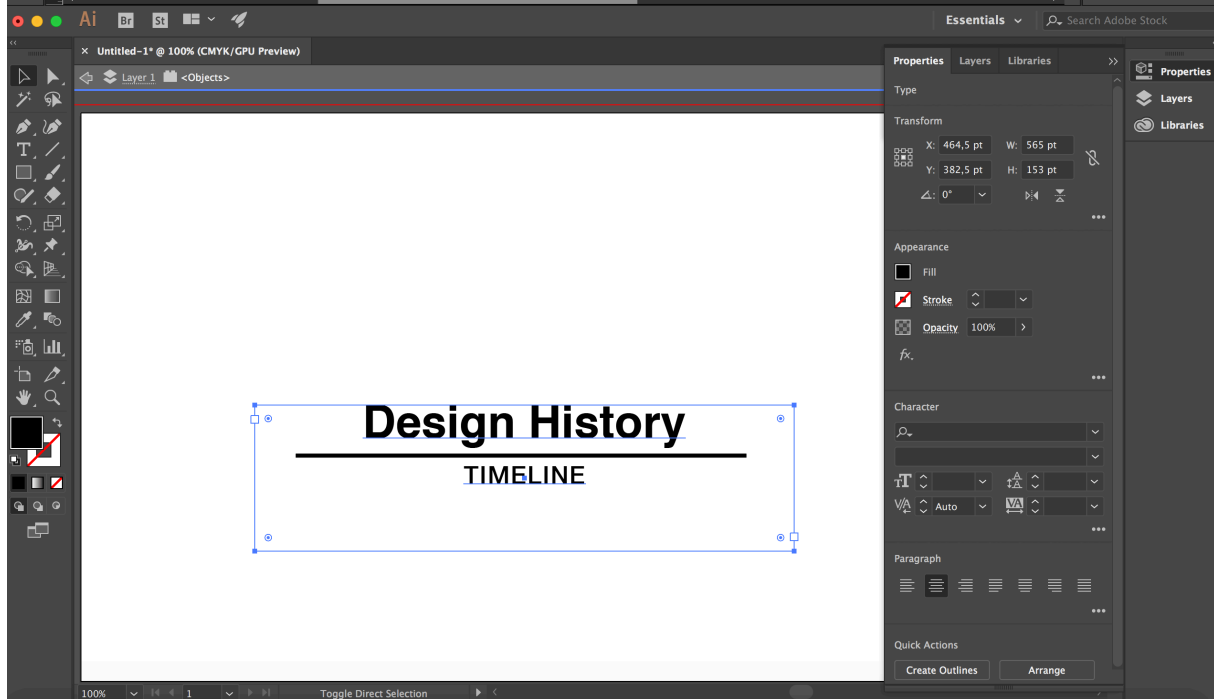
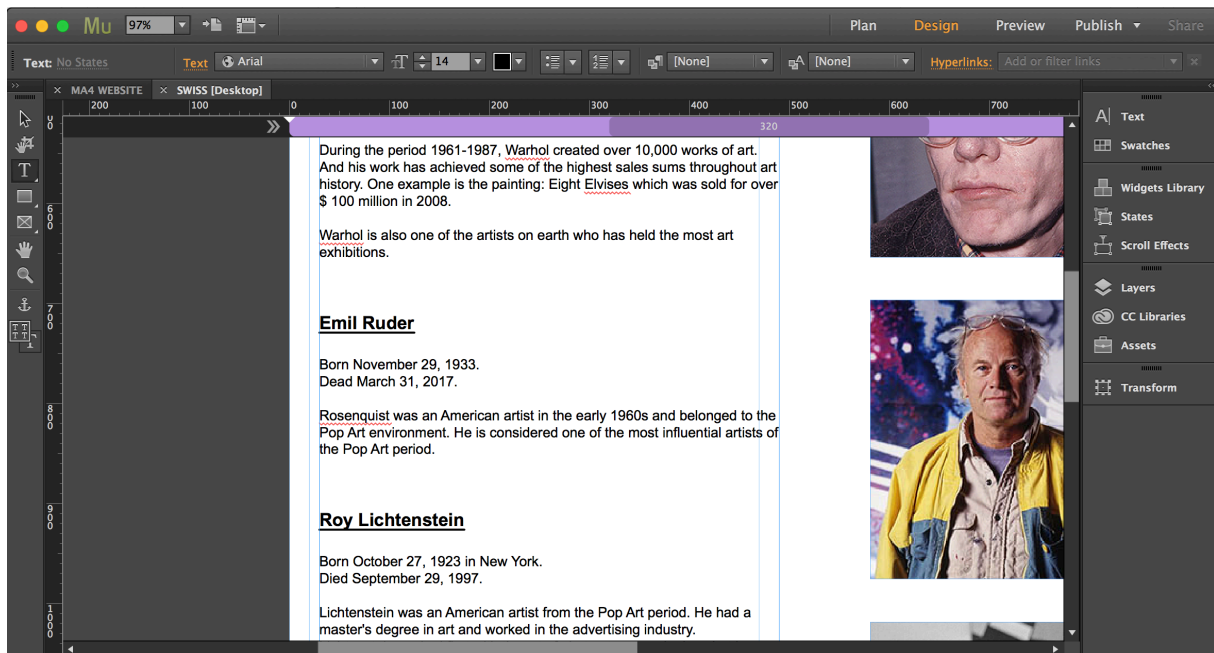


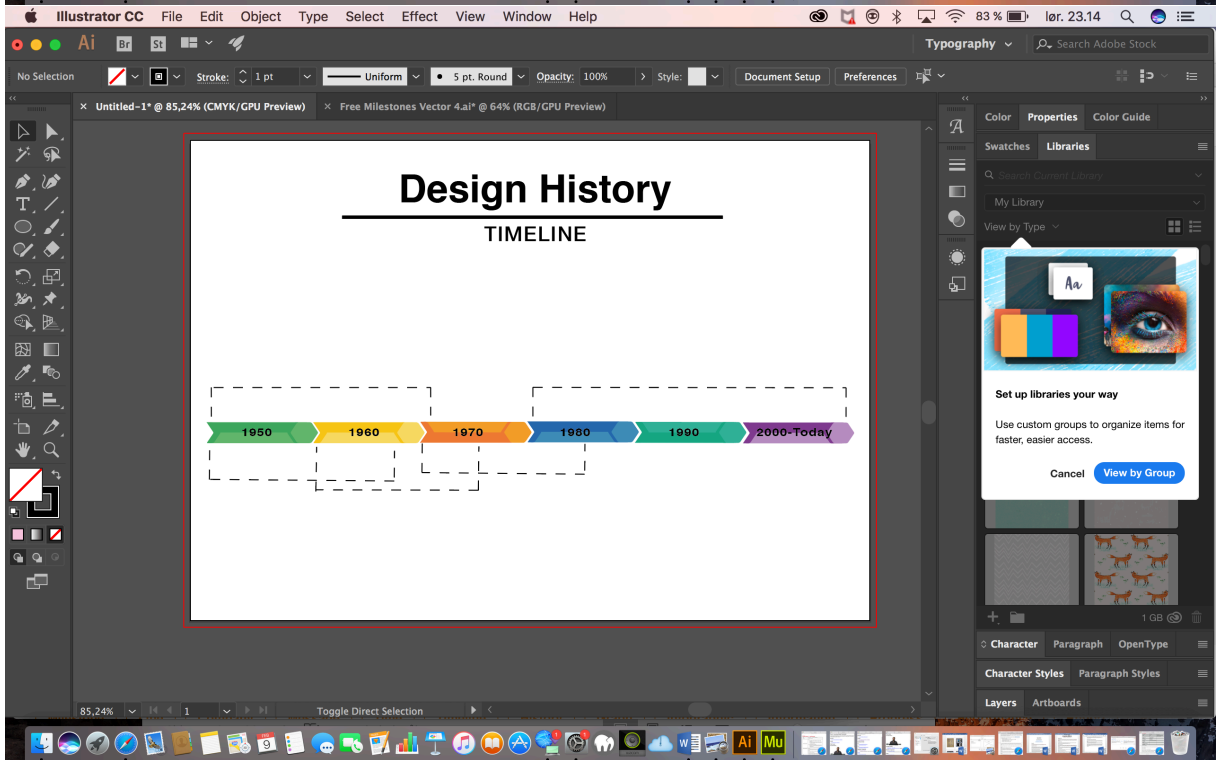
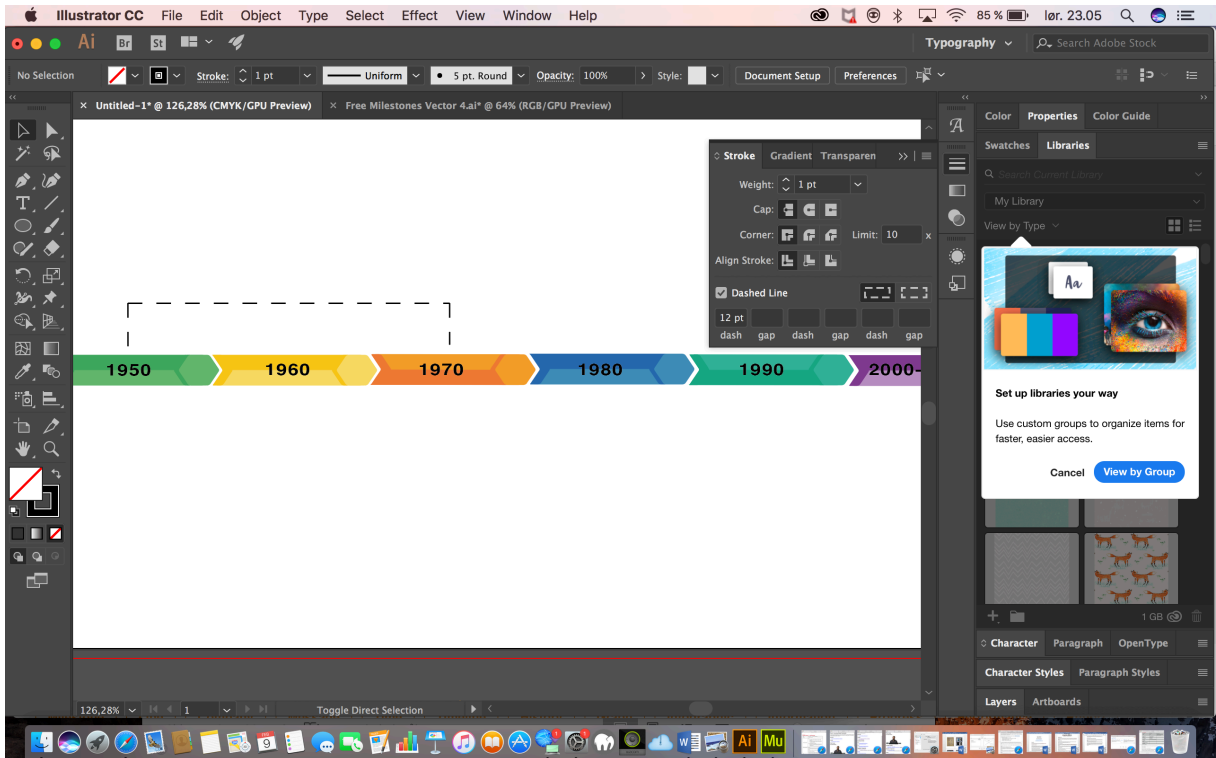
Screenshots:

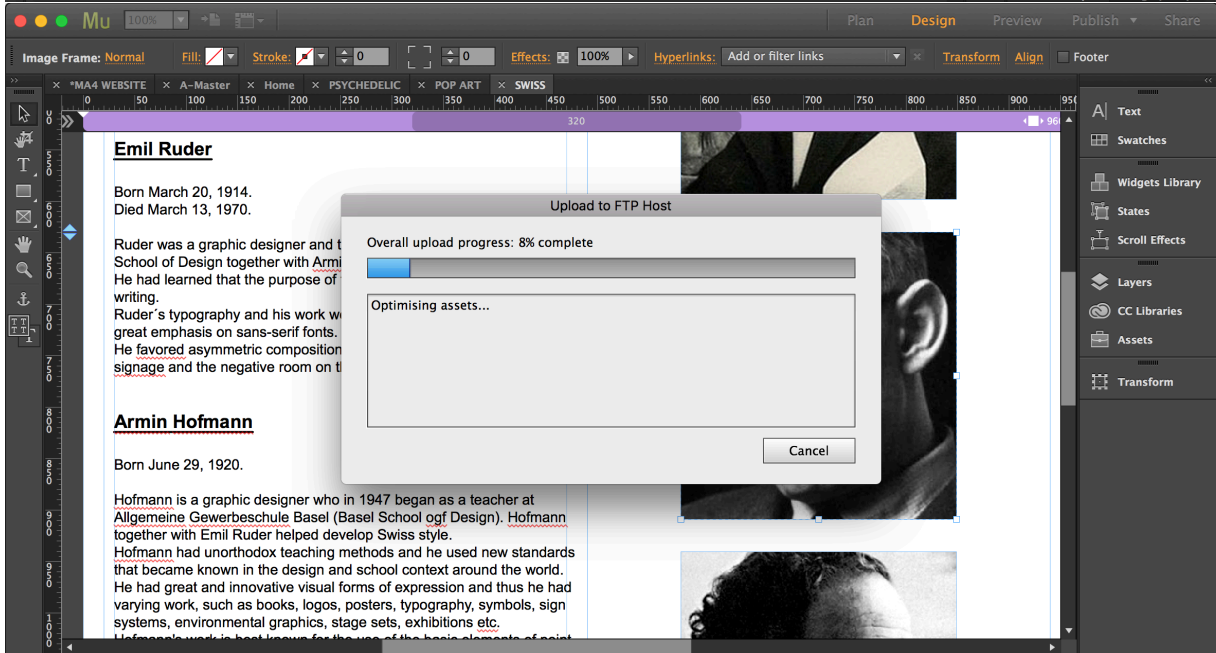
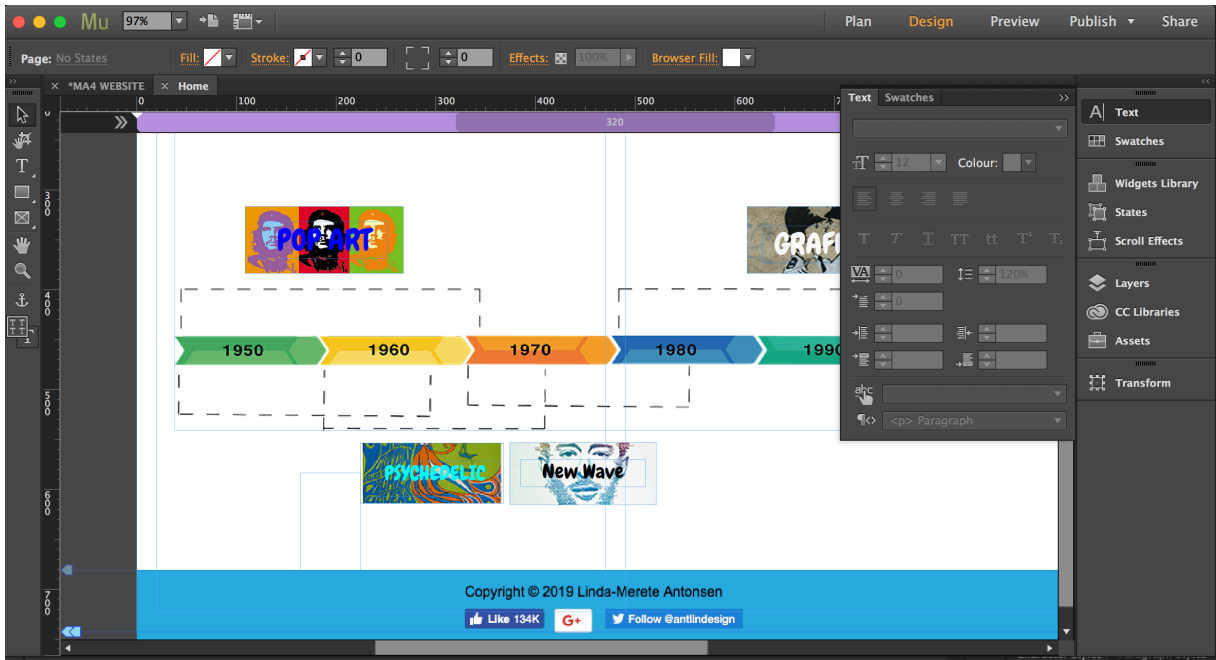












Style/genre

I wanted a webpage with minimalistic, neutral, stylish appearance to reflect its content. The header and footer are the same on all sides. I have used 2 grid systems

Typography, text, colors

I have used Arial font (sans-serif) it is a typeface and a standard pack of fonts for the Internet. Sans serif fonts are often argued to be better legible on screen than serif fonts. Color black #000000 R:0, G:0, B:0

In the hyperlinks on the photos in the timeline I have used the Chewy font.

Cerise/light blue #00FFFF, R:0, G:0, B:0

Red #ED1C24 R:237, G:28, B:36

Blue #0000FF R:0, G:0, B:255

White #FFFFFF R:255, G:255, B:255

Header and footer is light blue #29ABE2 R:41, G:171, B:226

Page title in header is red #ED1C24 R:237, G:28, B:36

and I used the Lolita One font

Text on all pages have the Arial font and sizes 14, 18 and 24. The color used is text is black #000000 R:0, G:0 B:0

Layout/Design

The website layout is similar to all pages, with the header and footer with the same color, a footer with the copyright and social media link button, a drop-down menu on the left side. Below is the main content in a 2 grid system. Text on the left and photos on the right. This gives a pretty minimalist look and ensures that the readers get a simple and transparent experience of the page.

Coding the Website – I had big problems with the Dreamweaver. Because of this I had to find the best solution for me to manage this assignment. I found that the website should be built in Adobe Muse. I had some knowledge of this program from before and wanted to learn it a bit better.

The Adobe Muse program takes a lot of the construction of the website with clip and paste features and widget usage. You can also enter html and css codes if desired.

I found out that the pages I need are: Home, Pop Art, Swiss, Psychedelic, New Wave/Punk and graffiti.

Colors

I wanted colors that worked with the design history. So I used black and white as the main color for background and text on all pages. Then I used a popping blue color for the header and footer. And also a popping red for the page title in the header.

The colors are taken from the idea of simple. The colors have emotional connections. I chose the colors because they have a meaning.

The colors may be associated with the following:

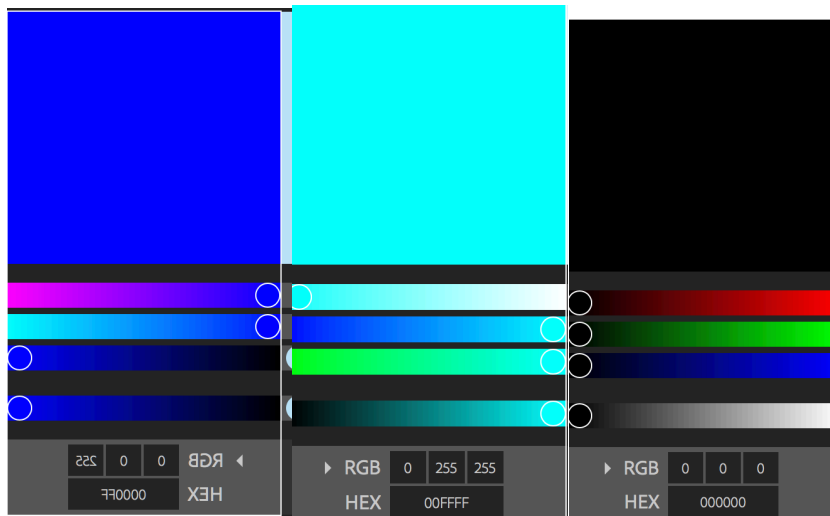
Black is associated with power, elegance, formality, death, evil and mystery.


White is associated with light, goodness, innocence, purity and virginity.

Red is associated with energy, war, danger, strength, power, determination as well as passion, desire and love.

The colors affect the experience and people's feelings. There are many factors that influence how and what consumers look at. However, the biggest deal is decided by visual cues, the strongest and most persuasive being color.

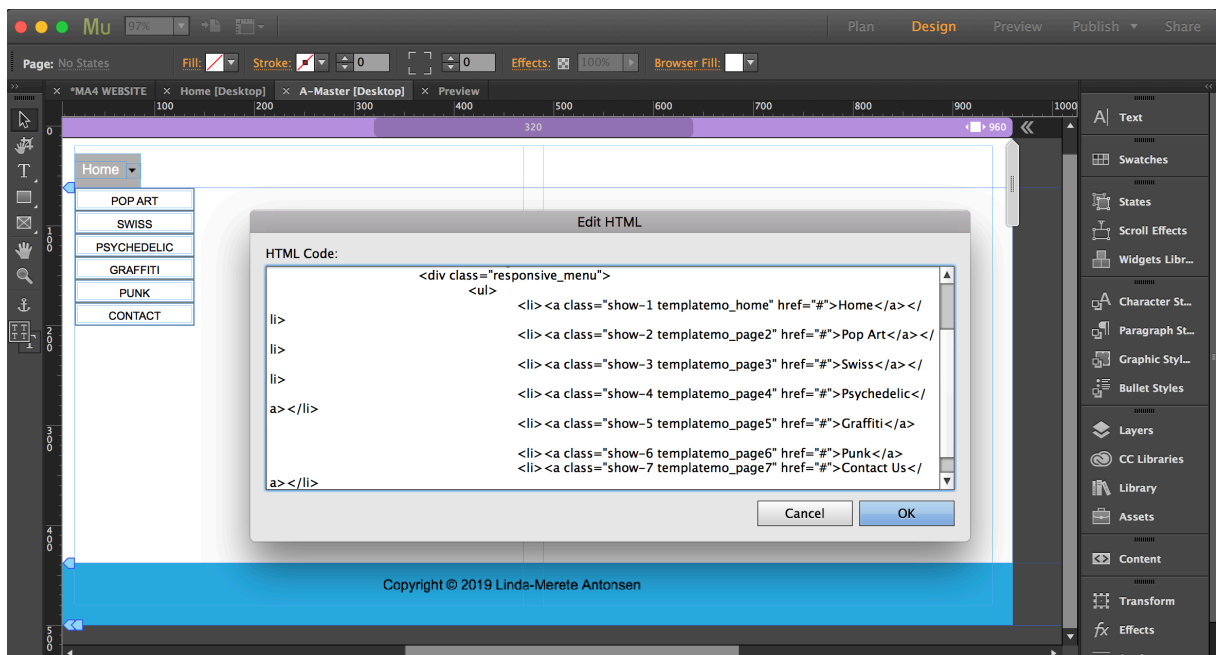
I refer to the color charts that shows the colors:

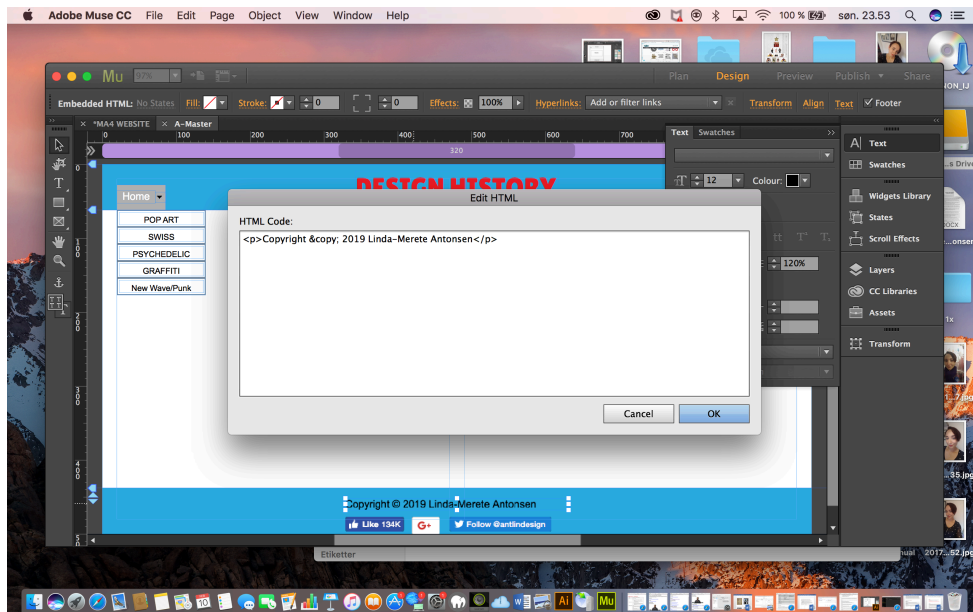




Elements

There are not so many items if we think about the plugins and widgets used on this website. I can mention the Facebook button, interactive menu made with html code, photo album box and copyright tag made with html code.





Sources and references

Info:

<http://www.designersjournal.net/>

<https://www.widewalls.ch/20th-century-the-rise-of-graffiti/>

https://danielgalea93.blogspot.com/2015/01/new-wave-design.html?m=1&fbclid=IwAR1sibz-s4rA0_1QxNRG14chjMQ7sDMYilQfMEbHZ7TbDW4ZxTVMbdyYCCo

<https://no.wikipedia.org/wiki/Popkunst>

<http://guity-novin.blogspot.com/2011/05/chapter-35-graffiti-and-street-art.html>

<https://pixel77.com/art-history-pop-art-motifs/>

<https://www.vecteezy.com/vector-art/111159-free-milestone-vector>

Moodboard:

https://www.taschen.com/pages/en/catalogue/graphic_design/all/01177/facts.the_history_of_graphic_design_vol_2_1960today.htm

<https://www.onlinedesignteacher.com/2016/05/graphic-design-timeline.html>

<http://dieran.info/a-brief-history-of-graphic-design/>

Pictures:

Andy Warhol:

<https://www.abposters.com/posters/che-guevara-pop-art-v43>

<https://www.artsmelange.com/article/the-founder-of-pop-art-andy-warhol/>

<https://mojeh.com/lifestyle/mojeh-book-club-andy-warhol-the-impossible-collection/>

<http://www.artbook.com/9780692764473.html>

<https://www.christies.com/lotfinder/Lot/andy-warhol-1928-1987-john-lennon-5792567-details.aspx>

http://uncyclopedia.wikia.com/wiki/Andy_Warhol

https://no.wikipedia.org/wiki/Andy_Warhol

James Rosenquist:

https://en.wikipedia.org/wiki/James_Rosenquist

<http://nymag.com/news/intelligencer/encounter/62356/>

Roy Lichtenstein:

https://en.wikipedia.org/wiki/Roy_Lichtenstein

Joseph Müller-Brockmann:

<https://99designs.no/blog/design-history-movements/swiss-design/>

<http://www.designishistory.com/1940/joseph-mueller-brockmann/>

<https://medium.com/fgd1-the-archive/beethoven-poster-by-josef-muller-brockmann-ce06940edf74>

<http://www.designishistory.com/home/swiss/>

<https://www.famousgraphicdesigners.org/josef-muller-brockmann>

<https://www.behance.net/gallery/6662085/Josef-Mueller-Brockmann-typography-exploration>

<http://www.designishistory.com/1940/joseph-mueller-brockmann/>

<https://blog.niclasresch.com/post/159605551358/brockmann>

Emil Ruder:

https://www.graniph.com.au/collections/artist_emil-ruder

<http://www.designishistory.com/1940/emil-ruder/>

<https://no.pinterest.com/pin/554787247816798528/?!p=true>

<http://www.historygraphicdesign.com/the-age-of-information/the-international-typographic-style/255-emil-ruder>

<http://www.designishistory.com/1940/emil-ruder/>

<https://www.eguide.ch/en/objekt/moderne-franzoesische-knuepfteppiche/>

Armin Hofmann:

<http://www.designersjournal.net/jottings/designheroes/heroes-armin-hofmann>

<https://no.pinterest.com/pin/466685580128229189/?!p=true>

<https://www.moma.org/collection/works/7750>

<https://no.pinterest.com/pin/317714948697115962/?lp=true>

Wes Wilson:

<https://www.fonts.com/font/k-type/wes-wilson/regular>

<http://www.addisonlanders.com/host/designers/?p=210>

Banksy:

<https://www.ebay.co.uk/itm/Banksy-Be-Someone-That-Makes-YOU-Happy-Original-Street-Art-Painting-Print-Canvas-/222855504900>

<https://desenio.co.uk/en/artiklar/posters-prints/banksy-art-prints/index.html#{}>

<http://www.banksy.co.uk>

<https://edition.cnn.com/style/article/the-art-of-banksy-melbourne/index.html>

<https://www.theartstory.org/artist-banksy-artworks.htm>

<https://no.pinterest.com/pin/210402613814685459/?lp=true>

<https://visitbristol.co.uk/things-to-do/banksy-walking-tour-p1354013>

Keith Haring:

<http://www.haring.com>

<https://www.art.com/products/p14488144540-sa-i6732984/keith-haring-pop-shop-dj.htm>

<https://www.art.com/products/p11320677386-sa-i6124615/keith-haring-untitled-c-1988.htm>

<https://www.artsper.com/en/contemporary-artworks/print/183841/sans-titre>

https://www.1stdibs.com/art/prints-works-on-paper/figurative-prints-works-on-paper/keith-haring-keith-haring-montreux-jazz-keith-haring-prints/id-a_3798421/

<http://artreport.com/legendary-street-artist-activist-keith-haring-turned-57-today/>

<https://www.kunzt.gallery/art/keith-haring-untitled-iv/>

<http://artsuggest.com/en/prints/974-keith-haring-emanon.html>

https://www.google.no/imgres?imgurl=https%3A%2F%2Fimgc.allpostersimages.com%2Fimg%2Fprint%2Fplakater%2Fkeith-haring-pop-shop-mother-and-baby_a-G-9080217-8880742.jpg&imgrefurl=http%3A%2F%2Fwww.allposters.no%2F-sp%2FPop-Shop-Mother-and-Baby-plakater_i9080217_.htm&docid=USIYYt8hzYpa6M&tbnid=2VsZaNiEGuMDVM%3A&vet=12ahUKewjtd3XoKfgAhUBWYwKHX9tDns4ZBAzKAcbB3oECAEQCA..i&w=473&h=473&bih=637&biw=1273&q=keith%20haring&ved=2ahUKewjtd3XoKfgAhUBWYwKHX9tDns4ZBAzKAcbB3oECAEQCA&iact=mr&uact=8

<https://www.google.no/imgres?imgurl=https%3A%2F%2Fwww.visartscenter.org%2F%2Fcontent%2Fuploads%2F2016%2F09%2FNewLove-813x1024.jpg&imgrefurl=https%3A%2F%2Fwww.visartscenter.org%2Fproject%2Fkeith-haring-love%2F&docid=FsSXVr5Mvt2AAM&tbnid=pCrREWIM9gxQtM%3A&vet=12ahUKewjtd3XoKfgAhUBWYwKHX9t>

[Dns4ZBAzKBMwE3oECAEQFA..i&w=813&h=1024&bih=637&biw=1273&q=keith%20haring&ved=2ahUKEwjtd3XoKfgAhUBWYwKHX9tDns4ZBAzKBMwE3oECAEQFA&iact=mrc&uact=8](https://www.google.com/search?q=keith%20haring&ved=2ahUKEwjtd3XoKfgAhUBWYwKHX9tDns4ZBAzKBMwE3oECAEQFA&iact=mrc&uact=8)

<http://museum.middlebury.edu/exhibitions/current/node/1635>

<https://struckcontemporary.com/products/statue-of-liberty>

Shepard Fairey:

<https://www.artsper.com/en/contemporary-artworks/print/395263/fire-sale>

https://www.google.no/imgres?imgurl=https%3A%2F%2Fimgc.allpostersimages.com%2Fimg%2Fprint%2Fplakater%2Fbarack-obama-hope-shepard-fairey-campaign-art-poster-print_a-G-8756875-0.jpg&imgrefurl=http%3A%2F%2Fwww.allposters.no%2F-sp%2FBarack-Obama-Hope-Shepard-Fairey-Campaign-Art-Poster-Print-plakater_i8756875_.htm&docid=Lsyb73iE_WlxxM&tbnid=Bv0scaxNwr8EM%3A&vet=10ahUKEwjQsvP-oafgAhWEhywKHytUcIUQMwg9KAewAQ..i&w=331&h=488&bih=637&biw=1273&q=shepard%20fairey&ved=0ahUKEwjQsvP-oafgAhWEhywKHytUcIUQMwg9KAewAQ&iact=mrc&uact=8

<https://www.amazon.com/Shepard-Fairey-2019-Wall-Calendar/dp/0789335263>

<https://auction.catawiki.com/kavels/16975887-shepard-fairey-obey-shepard-fairey-obey-embrace-justice>

https://www.google.no/imgres?imgurl=https%3A%2F%2Fimgc.allpostersimages.com%2Fimg%2Fprint%2Fplakater%2Fshepard-fairey-make-art-not-war_a-G-14364533-0.jpg&imgrefurl=http%3A%2F%2Fwww.allposters.no%2F-sp%2FMake-Art-Not-War-plakater_i14364533_.htm&docid=Si_5g7HkK3dpM&tbnid=wPkTot7kwyjPIM%3A&vet=10ahUKEwjQsvP-oafgAhWEhywKHytUcIUQMwhBKAUwBQ..i&w=675&h=888&bih=637&biw=1273&q=shepard%20fairey&ved=0ahUKEwjQsvP-oafgAhWEhywKHytUcIUQMwhBKAUwBQ&iact=mrc&uact=8

<http://artsuggest.com/en/prints/1221-shepard-fairey-z-trip-chuck-d-shock-and-awe.html>

<https://auction.catawiki.com/kavels/14575793-shepard-fairey-obey-golden-future-for-some-set>

https://www.1stdibs.com/art/prints-works-on-paper/shepard-fairey-rose-girl/id-a_2252513/

<https://edition.cnn.com/style/article/shepard-fairey-trump-inauguration-posters-trnd/index.html>

<https://www.closeup-shop.com/buy/shepard-fairey-art-print-obey-39463>

https://en.wikipedia.org/wiki/Shepard_Fairey

Neville Brody:

<https://no.pinterest.com/pin/379850549793022801/?lp=true>

<http://www.designishistory.com/1980/neville-brody/>

<https://www.behance.net/gallery/51667843/NEVILLE-BRODY-TYPE-TALK>

<https://reasons.to/2006/brighton/speakers/neville-brody>

<https://no.pinterest.com/pin/550565123180353992/?lp=true>

<https://medium.com/@evacrawfordmckee/typographers-neville-brody-5b192ad6757a>

<http://testpressing.org/2013/05/the-face-neville-brody-lesson-in-typography/>

Wolfgang Weingart:

<https://www.behance.net/gallery/59854423/Wolfgang-Weingart-Poster>

<https://www.typographicposters.com/wolfgang-weingart>

<https://no.pinterest.com/pin/361625045060502214/?lp=true>

<https://jamesantos.myportfolio.com/wolfgang-weingart-emulating-designer>

<http://www.historygraphicdesign.com/the-age-of-information/postmodern-design/538-wolfgang-weingart>

<https://alchetron.com/Wolfgang-Weingart>

https://www.paulinaregina.no/new-wave/?fbclid=IwAR3xpkOY6_fY5-I94tnIazCsv0pXcLwAAdea-wQiTQMhkxV80E_hWnuTMfw

Internett:

<http://www.google.com>

<http://www.google.com/images>

<http://www.lynda.com>

<http://www.noroff.no>

<http://www.youtube.com>

Adobe Kuler color wheel:

<http://color.adobe.com/nb/create/colorVwheel/>

<http://www.spycolor.com>

Color meaning:

<http://www.color-wheel-pro.com/color-meaning.html>

My wordpress blog and website:

<http://lindaantonsen.wordpress.com/>

<http://www.antlindesign.no>

Textbooks:

Graphic Style (third edition) by Steven Heller/Seymour Chwast. (ISBN 978-0-8109-9791-2)

- Page 182-272

Designing Brand Identity (fourth edition) by Alina Wheeler. (ISBN 978-1-118-09920-9)

The Fundamentals of Typography (second edition) by Gavin Ambrose/Paul Harris
(ISBN 978-2-940411-76-4)

- Whole book

Graphic Design Thinking: Beyond Brainstorming by Ellen Lupton. (ISBN 978-1-56898-979-2)

- Whole book

Graphic Design School (fifth edition) by Wiley. (ISBN 978V1V118V13441V2)

- Unit one – research and concepts
- Unit two – fundamentals of composition
- Unit three – fundamentals of typography
- Unit four – fundamentals of color
- Unit five – tools and technologies
- Unit seven – web and interactivity

Logo design workbook by Adamsmorioka

- Page 12,54

Software/Equipment:

Adobe Illustrator

Adobe Muse

Adobe Acrobat

Microsoft word

Safari Internet

Google

Macbook photo preview

Moodle

Forums

Lynda.com

Wordpress

Sketching pencils

Coloring pencils

Coloring pens

Ballpoint pen

Sketching paper

Printing paper

HP Officejet Pro 6830 printer, scanner

Samsung galaxy s8 +